




Introduction to Biotechnology

FOURTH EDITION

William J. Thieman • Michael A. Palladino



INTRODUCTION TO
BIOTECHNOLOGY

INTRODUCTION TO
BIOTECHNOLOGY

FOURTH EDITION

GLOBAL EDITION

William J. Thieman

Ventura College, Emeritus

Michael A. Palladino

Monmouth University



330 Hudson Street, NY NY 10013

Courseware Portfolio Manager: Michael Gillespie
Director of Portfolio Management: Beth Wilbur
Content Producer: Laura Perry
Managing Producer: Mike Early
Development Editor: Margot Otway
Acquisitions Editor, Global Edition: Moasenla Jamir
Associate Project Editor, Global Edition: Sulagna Dasgupta
Courseware Editorial Assistant: Summer Giles
Rich Media Content Producer: Robert Johnson
Media Production Manager, Global Edition: Vikram Kumar
Full-Service Vendor: Integra Software Services
Copyeditor: Cenveo Publisher Services/Nesbitt Graphics, Inc./Joanne Boehme
Design Manager: Maria Guglielmo Walsh
Interior Designer: Cenveo Publisher Services/Nesbitt Graphics, Inc./Jerylly Bockorick
Cover Designer, Global Edition: Lumina Datamatics
Illustrators: Cenveo Publisher Services/Nesbitt Graphics, Inc./Jim Atherton
Rights & Permissions Project Manager: Integra Publishing Services/Mike Lackey
Rights & Permissions Management: Integra Publishing Services
Photo Researcher: Integra Publishing Services/ LavKush Sharma
Manufacturing Buyer: Stacey Weinberger
Senior Manufacturing Controller, Global Edition: Kay Holman
Director of Field Marketing: Tim Galligan
Director of Product Marketing: Allison Rona
Field Marketing Manager: Kelly Galli

Cover Photo Credits (from top left to right): Jenoch / Shutterstock; Kateryna Kon / Shutterstock; Alex_Traksel / Shutterstock; Ranko Maras / Shutterstock; CI Photos / Shutterstock; Monika Wisniewska / Shutterstock

Attributions of third-party content appear on page C-1, which constitutes an extension of this copyright page.

Pearson Education Limited

KAO Two
KAO Park
Harlow
CM17 9SR
United Kingdom

and Associated Companies throughout the world

Visit us on the World Wide Web at: www.pearsonglobaleditions.com

© Pearson Education Limited 2020

The rights of William J. Thieman and Michael A. Palladino to be identified as the authors of this work have been asserted by them in accordance with the Copyright, Designs and Patents Act 1988.

Authorized adaptation from the United States edition, entitled Introduction to Biotechnology, Fourth Edition, ISBN 978-0-134-65019-7 by William J. Thieman and Michael A. Palladino, published by Pearson Education © 2019.

All rights reserved. No part of this publication may be reproduced, stored in a retrieval system, or transmitted in any form or by any means, electronic, mechanical, photocopying, recording or otherwise, without either the prior written permission of the publisher or a license permitting restricted copying in the United Kingdom issued by the Copyright Licensing Agency Ltd, Saffron House, 6–10 Kirby Street, London EC1N 8TS.

Unless otherwise indicated herein, any third-party trademarks that may appear in this work are the property of their respective owners and any references to third-party trademarks, logos or other trade dress are for demonstrative or descriptive purposes only. Such references are not intended to imply any sponsorship, endorsement, authorization, or promotion of Pearson's products by the owners of such marks, or any relationship between the owner and Pearson Education, Inc. or its affiliates, authors, licensees or distributors.

This eBook is a standalone product and may or may not include all assets that were part of the print version. It also does not provide access to other Pearson digital products like MyLab and Mastering. The publisher reserves the right to remove any material in this eBook at any time.

British Library Cataloguing-in-Publication Data

A catalogue record for this book is available from the British Library

ISBN 10: 1-292-26177-3

ISBN 13: 978-1-292-26177-5

eBook ISBN 13: 978-1-292-26179-9

Typeset by Integra Software Services Private Limited

To my wife, Billye, the love of my life,
and to the hundreds of biotechnology graduates
now doing good science at biotechnology companies
and loving every minute of it.

W. J. T.

To my "Auntie Ro," Rosanne Hansen, who fostered in
me a love and passion for biology at an early age.

M. A. P.

This page intentionally left blank

About the Authors



Authors Bill Thieman and Michael Palladino

William J. Thieman taught biology at Ventura College for 40 years and biotechnology for 11 years before retiring from full-time teaching in 2005. He continues to serve as an advisor to the college biotechnology program. He received his B.A. in biology from California State University at Northridge in 1966 and his M.A. in Zoology in 1969 at UCLA. In 1995, he started the biotechnology program at Ventura College. In 1998, he added the laboratory skills course, and it was articulated as a state-approved vocational program. He identified technical skills needed for the program while serving three summer internships at Amgen, Biosource (now Invotrogen), and Biopool. The internships provided an opportunity to learn protocols, interact with lab directors, and query technicians, focusing on identifying the skills needed in these biotechnology companies. He routinely engaged his contacts at these biotechnology companies to lead lab protocols and describe their experiences to his classes.

Mr. Thieman has taught a broad range of undergraduate courses including general, human, and cancer biology. He received the Outstanding Teaching Award from the National Association of Biology Teachers in 1996 and the 1997 and 2000 Student Success Award from the California Community Colleges Chancellor's Office. The Economic Development Association presented its 1998 Program for Economic Development Award to the biotechnology training program at Ventura College for its work with local biotechnology companies. His success in acquiring grants to support the program was recognized at the 2007 Conference of the National Center for Resource Development.

Michael A. Palladino is Vice Provost for Graduate Studies, former Dean of the School of Science, and Professor of Biology at Monmouth University in West Long Branch, New Jersey. He received his B.S. in Biology from Trenton State College (now known as The College of New Jersey) in 1987 and his Ph.D. in Anatomy and Cell Biology from the University of Virginia in 1994.

Dr. Palladino has taught a wide range of courses including anatomy and physiology, biotechnology, cell and molecular biology, general biology, genetics, and endocrinology. He has received several awards for research and teaching, including the Distinguished Teacher Award from Monmouth University, the Caring Heart Award from the New Jersey Association for Biomedical Research, and the Young Andrologist Award from the American Society of Andrology. For more than 15 years he directed a laboratory of undergraduate student researchers supported by external funding from the National Institutes of Health, biopharma companies, and other agencies. He and his undergraduates studied molecular mechanisms involved in innate immunity and oxygen homeostasis of mammalian male reproductive organs.

Dr. Palladino started writing with Benjamin Cummings as a co-author of *BiologyLabs On-Line*, a series of Internet-based interactive laboratories for undergraduate students. He was Series Editor for the Benjamin Cummings *Special Topics in Biology* booklet series, and author of the first booklet in the series, *Understanding the Human Genome Project*. Dr. Palladino is a co-author on the writing team of W. S. Klug, M. R. Cummings, C. A. Spencer, and D. J. Killian for the textbooks *Concepts of Genetics* and *Essentials of Genetics*, both published by Pearson Education.



PREFACE

It is hard to imagine a more exciting time to be studying biotechnology. We began the preface with this statement in the first edition of *Introduction to Biotechnology* and this still holds true today. Advances are occurring at a dizzying pace, and biotechnology has made an impact on many aspects of our everyday lives. Now in its fourth edition, *Introduction to Biotechnology* remains the first biotechnology textbook written specifically for the diverse backgrounds of undergraduate students. *Introduction to Biotechnology* provides students with the tools for practical success in the biotechnology industry through its balanced coverage of a range of scientific disciplines, details on contemporary techniques and applications, the business of biotechnology, integration of ethical issues, coverage of important regulatory considerations, and career guidance.

Introduction to Biotechnology was designed with several major goals in mind. The text aims to provide:

- An engaging and easy-to-understand narrative that is appropriate for a diverse student audience with varying levels of scientific knowledge.
- Assistance to instructors teaching all major areas of biotechnology and help to students learning fundamental scientific concepts without overwhelming and excessive detail.
- An overview of historic applications while emphasizing modern, cutting-edge, and emerging areas of biotechnology.
- Insights on how biotechnology applications can provide some of the tools to solve important scientific and societal problems for the benefit of humankind and the environment.
- Inspiration for students to consider the many ethical issues associated with biotechnology.

Introduction to Biotechnology provides broad coverage of topics including cell and molecular biology, biochemistry, bioinformatics, genetics, genomics, proteomics, and others. We have striven to provide students with the tools and knowledge they need to understand varied and diverse areas of biotechnology.

In our effort to introduce students to the cutting-edge techniques and applications of biotechnology, we have dedicated specific chapters to constantly emerging areas such as microbial biotechnology (Chapter 5), agricultural biotechnology (Chapter 6), animal biotechnology (Chapter 7), forensic biotechnology (Chapter 8), bioremediation (Chapter 9), aquatic biotechnology (Chapter 10), and medical biotechnology (Chapter 11). Consideration of the many regulatory agencies and issues that affect the bio-technology industry are discussed in Chapter 12. In addition to the ethical issues included in each chapter as **You Decide** boxes, a separate chapter (Chapter 13) is dedicated to ethics and biotechnology.

New to the Fourth Edition

The fourth edition of *Introduction to Biotechnology* is thoroughly updated and includes several new features:

- **Case Studies**—New to this edition, each end-of-chapter question set, except for chapter 1, now concludes with a Case Study. We present an example of interesting, current research or a recent discovery related to the chapter content, provide a brief summary, and ask students to consider relevant questions. Two goals of the feature are (1) to engage students with contemporary research and (2) to ask higher order questions that require students to think critically.
- Expanded sets of end-of-chapter **Questions & Activities**, including more Internet-based exercises. Each chapter now has 20 Questions & Activities to provide a broader range of assessment options to help students learn.
- New **You Decide** entries have been added to stimulate student interest in, and critical thinking about, controversial areas of biotechnology related to legal, ethical, and social issues. We have expanded from 29 to 37 total You Decide boxes integrated throughout the chapters. Eighteen are new, and they cover topics such as the labeling

of genetically modified foods (Chapter 6), genetic screening to improve breast cancer prevention (Chapter 8), human consumption of transgenic salmon (Chapter 10), human embryo and germline editing (Chapter 11), regulating biotechnology beyond traditional settings (Chapter 12), and potential fast track approval of genetically modified wheat to help humans suffering from gluten intolerance (Chapter 13).

- **Nearly 70 new figures and 40 new photos** help simplify and explain complex topics in biotechnology.
- **Career Profiles**—New profiles have been developed for all chapters and contributed by professionals working in biotechnology. These profiles are designed to help students appreciate the wide range of careers available in the biotechnology industry, with tips and perspectives from experts doing the work. Career Profiles are available at the Companion Website where we can keep information up to date. Each profile includes a photo and background of the individual to help personalize his or her career stories.

In addition, each chapter has been thoroughly revised and updated to provide students with current information in all areas of biotechnology. Of special note are the following changes:

- **Chapter 1: The Biotechnology Century and Its Workforce.** Includes an updated overview of key topics to be discussed in the book, organized by chapter; the current state and trends of the biotechnology industry and its workforce; biotechnology and pharmaceutical company revenues; funding sources for starting a biotechnology company; trends in drug development; and a brief future example of precision medicine. We have added new coverage of Do-It-Yourself biotechnology, an introduction to industrial biotechnology, an introduction to genome editing by CRISPR; and several new figures.
- **Chapter 2: An Introduction to Genes and Genomes.** Includes streamlined content, a new section on noncoding RNAs, and a new section titled “Immune Response Mechanism in Prokaryotes Results in Extraordinary New Technology for Editing Genes *In Vitro* and *In Vivo*,” which provides an introduction to genome editing by CRISPR-Cas and its roles in biotechnology.
- **Chapter 3: Recombinant DNA Technology and Genomics.** Includes condensed content on different types of vectors, as well as streamlined or eliminated coverage of libraries, mapping, Southern blotting, and microarrays reflecting a shift from these technologies and increased use of sequencing and other applications. Updated content on the Human Genome Project includes restructured content on “After the Human Genome Project,” which focuses on ENCODE and personal genomics, whole exome sequencing, and single-cell sequencing. Major content updates have been made to DNA sequencing technologies, including a new section and figure on “third-generation sequencing.” Additional new content includes RNA sequencing; analyzing gene function via protein expression, gene mutagenesis, and RNAi; gene editing via transgenics, knock-outs, and CRISPR; and a new section on systems biology and synthetic biology.
- **Chapter 4: Proteins as Products.** Explains why protein drugs produced by genetically engineered living organisms have largely supplanted pharmaceutical production methods; disease discoveries that have been made using new gene canceling technologies; instrumentation improvements for protein purification and identification; detection of significant protein-protein interactions; progress in identifying protein biomarkers that can detect disease at earlier stages; and the analysis of a contemporary study of protein interaction.
- **Chapter 5: Microbial Biotechnology.** Includes new content on whole genome sequencing; metagenomics and the Human Microbiome Project; vaccine development and major targets for new vaccines; synthetic genomes; and a new section on phage therapy, including a figure on CRISPR-Cas editing to treat antibiotic resistant microbes. In addition, there’s a new You Decide box titled: “Gain of Function’ Experiments and Engineering Viral Pathogens.”
- **Chapter 6: Plant Biotechnology.** Recognizes the impact of biotechnology on agricultural production in the world; briefly explains contemporary methods used to produce new plant products; discusses methods for using engineered gene vectors that can transfer genes for new products and insect resistance; provides a current list of genetically modified plants including their mechanism of action; discusses the expanding use of transgenic crops in developing countries; describes newly approved crops using gene silencing technology and the effect it has had on the USDA approval process; discusses the details of the new labeling of GM foods; and provides analysis of a contemporary study of an alternative method for insect resistance. There are two new You Decide boxes: “Labeling GM Foods” and “Is Roundup Toxic to the Environment?”

- **Chapter 7: Animal Biotechnology.** Includes a shift in direction from drugs to vaccines for humans of all ages and the rationale behind it; the significance of animal testing for drugs toward treatments for animal diseases; the benefits of cell-culture testing before animal testing for regulatory approval; the first approval of a drug produced in a transgenic goat to treat a type of stroke; new method for creating animals with gene knockouts and knock-ins; and the importance of a national project to determine the function of all the genes in a rat by using knockout technology. Two new You Decide boxes are included: “Can Gene Editing in Chickens Prevent Avian Flu Transfer to Humans?” and “Humans to Pets to Humans: Will the Public Accept This Type of Animal Testing?”
- **Chapter 8: DNA Fingerprinting and Forensic Analysis.** Includes the process for comparing DNA profiles with the new CODIS markers; the exclusion process for elimination of human suspects using profile examples; improvements in “touch DNA” analysis methods; the progress in utilizing personal DNA sequence markers as a precursor to diagnosis; new examples of DNA sequences to identify certified products; and the analysis of a contemporary example of human DNA contamination in a mouse DNA profile. Two new You Decide boxes are included: “Could Genetic Screening Improve Breast Cancer Prevention?” and “Will Rapid DNA Testing at a Crime Scene Help Law Enforcement?”
- **Chapter 9: Bioremediation.** Includes updated content on genomics and GM species for bioremediation, updates on the effects of bioremediation at the *Deepwater Horizon* oil spill in the Gulf of Mexico, new content and figure on endocrine disruptors, and a new section on ocean pollution by macro- and microplastics.
- **Chapter 10: Aquatic Biotechnology.** Includes new and revised content on aquaculture, coverage of the AquAdvantage salmon as the first GM animal approved by the U.S. FDA for human consumption, bioprospecting and recently approved novel medicines from aquatic species, a new Tools of the Trade on eDNA and environmental monitoring, and a new You Decide box: “Transgenic Salmon for Human Consumption: Safe or Not?”
- **Chapter 11: Medical Biotechnology.** Because of the rapid pace of change and progress in this field, Medical Biotechnology has undergone the most significant revision of all the chapters in the book. This includes reorganized and revised content on detecting and diagnosing human disease conditions, including new content on biomarkers and cell-free DNA; prognostic and diagnostic genetic tests; updates on approaches for genetic testing, including a new section on sequence analysis of individual genomes that explores the impact of whole genome sequencing including exon sequencing, sequencing and screening fetal genes from the maternal bloodstream, and pre-conception testing; updates on personal genomics to include RNA sequencing and single-cell sequencing; and a new section and figure on genome-wide association analysis. The chapter includes a renamed and revised section, Precision Medicine and Biotechnology; new content on the Precision Medicine Initiative and examples of cutting edge approaches including nanomedicine; and a new section on immunotherapies, including recently approved FDA immunotherapies using CAR-T cells that have been highly successful. It also includes revised and new content on gene therapy approaches, including CRISPR-Cas and recent trials with therapeutic RNA; and new and updated content on regenerative medicine, including new sections on 3D bioprinting of tissues, engineered organoids and organs, and updates on stem cell technologies and regulations. Nine new figures accompany these changes along with two new You Decide boxes: “Genetics Testing: Destiny Tests?” and “Human Embryo and Germline Editing.”
- **Chapter 12: Biotechnology Regulations.** Includes an overview of international regulations; describes how FAO, the WHO, and the OIE contribute to the regulation of biotechnology products; explains how the Cartagena Protocol oversees the safe handling, transfer, and use of living-modified organisms; describes how the fair and equitable sharing of plant genetic resources for food and agriculture happens; and explains how patents on biotechnology products are protected under international regulations. Two new You Decide boxes ask: “How Should We Regulate Biotechnology Beyond Traditional Settings?” and “Should There be a Global Ban on Human Genome Editing?”
- **Chapter 13: Ethics and Biotechnology.** Includes reorganized content and an abbreviated chapter format beginning with Examples of Ethics and Biotechnology that includes new content on mitochondrial replacement therapy and so called “three-parent babies.” There is new information on genome editing and germline modification,

new content on ethical issues related to gene patents and CRISPR-Cas, and six new You Decide boxes: “Should GM Wheat (for Gluten Sufferers) Be Approved Quickly?,” “What Would Be the Effect of Banning GM Organisms?,” “How Much Return on the Investment?,” “Animal Organ Acceptance,” “Regenerative Medicine: For the Rich Only?,” and “Genome Hackers and ‘Anonymous’ Genomes Identify Individual DNA Donors.”

Returning Features

Introduction to Biotechnology is specifically designed to provide several key elements that will help students enjoy learning about biotechnology and prepare them for a career in biotechnology.

Learning Objectives

Each chapter begins with a short list of learning objectives presenting key concepts that students should understand after studying the chapter.

Abundant Illustrations

Approximately 200 figures and photographs provide comprehensive coverage to support chapter content. Illustrations, instructional diagrams, tables, and flowcharts present step-by-step explanations that give students visual help to learn about the laboratory techniques and complex processes that are important in biotechnology. The new edition is enhanced by nearly 70 new figures and 40 new photos.

- **Forecasting the Future** at the beginning of each chapter briefly highlights exciting new areas of biotechnology that the authors predict will be worth watching in the future.
- **Making a Difference** at the end of each chapter spotlights particularly beneficial aspects of biotechnology applications that have had major impacts in improving the quality of life.



Career Profiles

A favorite feature of *Introduction to Biotechnology*, Career Profiles introduce students to different job options and career paths in the biotechnology industry and provide tips and information on job functions, salaries, guidance for preparing

to enter the workforce, and other resources. New Career Profiles were written by different experts currently working in the biotechnology industry. For the fourth edition, all Career Profiles have moved from the

book to the Companion Website where we can update profiles to provide current content and link to other relevant career resources. We strongly encourage students to refer to these profiles if they are interested in learning more about careers in the industry.



You Decide

From genetically modified foods to stem cell research, there are an endless number of topics in biotechnology that provoke strong ethical, legal, and social questions and dilemmas. **You Decide** boxes stimulate discussion in each chapter by presenting students with information that relates to the social and ethical implications of biotechnology, followed by a set of questions for them to consider. The goal of these boxes is to help them understand *how* to consider ethical issues and to formulate their own informed decisions. There are 37 You Decides integrated throughout the chapters, 18 of which are new to the fourth edition.



Tools of the Trade

Biotechnology is based on the application of various laboratory techniques or tools in molecular biology, biochemistry, bioinformatics, genetics, mathematics, engineering, computer science, chemistry, and other disciplines. **Tools of the Trade** boxes in selected chapters present modern or historically important techniques and technologies related to chapter content to help students learn about the techniques and laboratory methods that are the essence of biotechnology.

Questions & Activities

Questions are included at the conclusion of each chapter to reinforce student understanding of concepts. For the fourth edition, we expanded each chapter's question set to at least 20 questions and activities. We updated existing questions, added many new ones, and added Case Studies. Activities frequently include Internet assignments that ask students to explore a cutting-edge topic. Answers to these questions are provided in Appendix 1 at the end of the text.

Glossary

Like any technical discipline, biotechnology has a lexicon of terms and definitions that are routinely used in discussing processes, concepts, and applications. The

most important terms are shown in **boldface type** throughout the book and are defined as they appear in the text. Definitions of these key terms are included in a glossary at the end of the book.

Supplemental Learning Aids

Introduction to Biotechnology Companion Website

The Companion Website, available at www.pearson-globaleditions.com, is designed to help students study for their exams and deepen their understanding of biotechnology. Each chapter contains learning objectives, quiz questions, flashcards, study tools, Internet and literature references, and biotech career information. For the fourth edition, **Career Profiles** have moved from the book to the website, providing engaging descriptions of various careers written by professionals working in the biotechnology industry.

Instructor Resource Center (IRC)

The Instructor Resource Center, www.pearson-globaleditions.com, is designed to support instructors teaching biotechnology. The IRC is an online resource that supports and augments material in the textbook. Revised instructor supplements available for download include:

- **Computerized Test Bank:** 10 to 20 multiple-choice test questions per chapter
- **JPEG Art Files:** electronic files of all text tables, line drawings, and photos
- **PowerPoint Lecture Outlines:** a set of PowerPoint presentations consisting of lecture outlines for each chapter augmented by key text illustrations

Instructors using *Introduction to Biotechnology* can create a user account to access the Instructor Resource Center.

Acknowledgments

A textbook is the collaborative result of hard work by many dedicated individuals, including students, colleagues, editors and editorial staff, graphics experts, and many others. First, we thank our family and friends for their support and encouragement while we spent countless hours on this project. Completing each new edition brings with it a great sense of accomplishment, and a certain degree of fatigue, overshadowed by the passion we have for helping faculty teach and students learn biotechnology. Without your understanding and patience, this book would not have been possible.

We gratefully acknowledge the help of many talented people at Pearson Education, particularly the editorial staff. We thank Executive Acquisitions Editor Michael Gillespie, a pleasure to work with, and an enthusiastic champion for the project and the book's mission who provides key input and guidance for improving the text. We thank Content Producer Laura Perry for keeping us on schedule and for her attention to detail, patience, enthusiasm, editorial suggestions, and great energy for the project. Summer Giles, Editorial Assistant, helped secure and provide reviewer feedback, which is essential for writing a clear and current textbook. Margot Otway provided invaluable developmental editing and contributed greatly to the project.

We thank Production Supervisor Rose Kernan, Production Manager at Cenveo Publisher Services, for ably and calmly guiding us through the production process. We thank Artist Jim Atherton, Copy Editor Joanne Boehme, Proofreader Chris Feldman, and Indexer Maureen Johnson for their expert work in creating clear, accurate, and informative figures on complex topics. Jerilyn Bockorick delivered a fresh, innovative cover design and we appreciate her creativity as we worked through different design options.

Undergraduate students at Monmouth University read many drafts of the manuscript for each of the first three editions and critiqued art scraps for clarity and content. We thank former students in BY 201—*Introduction to Biotechnology* for their honest reviews, error finding, and suggestions from a student's perspective. Monmouth University students Fares Ani, April Baresi, Faith Blamon, Crystal Diaz, Briana Gayarum, Brad Henderson, Megan Hoges, Nikki Keefe, Andrew Langille, Mitchell E. Parker, Ashmi A. Patel, Priyal Patel, Stephanie Puwaslki, Joe Schuld, Danielle Trancucci, Ling Wong, and Biotechnology High School student Sanja Akula deserve special mention for making contributions to improving this edition. Our students inspire us to strive for better ways to teach and help them understand the wonders of biotechnology. We applaud you for your help in creating what we hope future students will deem to be a student-friendly textbook.

A special thank you is extended to our colleagues in a variety of areas of biotechnology who have contributed their time and expertise to develop new Career Profile entries for the website. These include Monmouth University alumni Carissa Maurin, Lawrence Perruzza, and Robert Sexton, together with Vicki Gaddy, Anne Mueller, Dean Pavlick, Richard Purcell, Daniel Rudolph, Joseph Saccente, Renee Tate, and Michiel Ultee, all outstanding professionals, highly knowledgeable and experienced in the biotechnology industry who share a passion for helping students, and gave generously of their time and expertise in contributing the Career Profiles for this edition. We are grateful

to you for sharing your insights and tips to help students enter the biotechnology industry.

Finally, *Introduction to Biotechnology* has greatly benefited from the valued input of faculty colleagues who helped us in aiming for the highest levels of scientific accuracy, clarity, and pedagogical insight, offering suggestions for improvements in each chapter. The many faculty who have developed biotechnology courses and programs, and enthusiastically teach majors and non-majors about biotechnology, provided reviews of the text and art that have been invaluable in shaping this textbook since its inception. Your constructive criticism helped us to revise drafts of each chapter, and your words of praise helped to inspire us to move ahead. All errors or omissions in the text are our responsibility. We thank you all and look forward to your continued feedback. We gratefully acknowledge your help. Reviewers of *Introduction to Biotechnology*, include:

For the fourth edition:

Mahmoud-Abdel Aziz *King Faisal University*
 Samer Al-Zoubi *Queen's University Belfast*
 Eric Anderson *East Carolina University*
 Barry Bates *Atlanta Technical College*
 Jonathon D. Bennett *Towson University*
 Mary Colavito *Santa Monica College*
 Jonna Coombs *Adelphi University*
 Matthew Escobar *California State University San Marcos*
 Kenneth Feldmann *The University of Arizona*
 James Jacob *Tompkins Cortland Community College*
 David Koetje *Calvin College*
 Katherine Krueger *Santa Clara University*
 Marcie Lehman *Shippensburg University*
 Alfredo Leon *Miami Dade College*

Linda Rehfuss *Bucks County Community College*
 Melissa Rowland-Goldsmith *Chapman University*
 Katie Ruggieri *Bristol Community College*
 Paul Sharp *Florida International University*
 Christie Spadafora *North Shore Community College*
 Mary Ann Wagner-Graham *Philadelphia University*
 Larry Wimmers *Towson University*
 Lianna Wong *Santa Clara University*

Past edition reviewers:

D. Derek Aday *Ohio State University*
 Marcie Baer *Shippensburg University*
 Joan Barber *Delaware Tech & Community College*
 Theresa Beaty *Le Moyne College*
 Steve Benson *California State University East Bay*
 Peta Bonham-Smith *University of Saskatchewan*
 Krista Broten *University of Saskatchewan*
 Heather
 Cavenagh *Charles Sturt University*
 Ming-Mei

Chang *SUNY Genesco*
 Jim Cheaney *Iowa State University*
 Wesley Chun *University of Idaho*
 Mary Colavito *Santa Monica College*
 James Crowder *Brookdale Community College*
 Peter Eden *Marywood University*
 Mary A. Farwell *East Carolina University*
 Craig Fenn *Housatonic Community College*
 Timothy S. Finco *Agnes Scott College*
 Mark Flood *Fairmont State College*
 Kathryn Paxton George *University of Idaho*
 Joseph Gindhart *University of Massachusetts, Boston*
 John Goudie *Kalamazoo Area Math and Science Center*
 Jean Hardwick *Ithaca College*
 George Hegeman *Indiana University, Bloomington*
 Anne Helmsley *Antelope Valley College*
 James Hewlett *Finger Lakes Community College*
 David Hildebrand *University of Kentucky*
 Paul Horgen *University of Toronto at Mississauga*
 James Humphreys *Seneca College of Applied Arts & Technology*
 James T. Hsu *Lehigh University*
 Tom Ingebritsen *Iowa State University*
 Lisa Johansen *University of Colorado, Denver*
 Ken Kubo *American River College*
 Kevin Lampe *Montgomery County Community College*
 Michael Lawton *Rutgers University*
 Theodore Lee *SUNY Fredonia*
 Melanie Lenahan *Raritan Valley Community College*
 Edith Leonhardt *San Francisco City College*
 Lisa Lorenzen Dahl *Iowa State University*
 Caroline Mackintosh *University of Saint Mary*
 Toby Mapes *A B Tech Community College*
 Keith McKenney *George Mason University*
 Timothy Metz *Campbell University*
 Stan Metzenberg *California State University, Northridge*
 Patricia Phelps *Austin Community College*
 Robert Pinette *University of Maine*
 Ronald Raab *James Madison University*
 Lisa Rapp *Springfield Technical Community College*
 Melody Ricci *Victor Valley College*
 Melissa Rowland-Goldsmith *Chapman University*
 Stephen Rood *Fairmont State College*
 Bill Sciarra *Rutgers University*
 Alice Sessions *Austin Community College*
 Carl Sillman *Pennsylvania State University*
 Teresa Singleton *Delaware State University*
 Salvatore A. Sparace *Clemson University*
 Sharon Thoma *Edgewood College*
 Danielle Tilley *Seattle Community College*
 Janice Toyoshima *Evergreen Valley College*
 Jagan Valluri *Marshall University*

Dennis Walsh *Massachusetts Bay Community College*
Lisa Werner *Pima Community College*
Dave Westenberg *Missouri University of Science
and Technology*
Angela Wheeler *Austin Community College*
Lianna Wong *Santa Clara University*
Brooke Yool *Ohlone College*
Mike Zeller *Iowa State University*

Whether you are a student or instructor, we invite your comments and suggestions for improving the next edition of *Introduction to Biotechnology*. Please write to us at the following addresses or contact us via e-mail at bc.feedback@pearson.com.

Bill Thieman
Ventura College
Department of Biology
4667 Telegraph
Ventura, CA 93003
BThieman@vcccd.edu

Michael Palladino
Monmouth University
Office of the Vice Provost
for Graduate Studies
400 Cedar Avenue
West Long Branch, NJ 07764
mpalladi@monmouth.edu
<https://mpalladi.wixsite.com/michaelpalladino>

As students ourselves, we too continue to learn about biotechnology every day. We wish you great success in your explorations of biotechnology!

W. J. T.

M. A. P.

Acknowledgments for the Global Edition

Pearson would like to thank the following people for their contributions to the Global Edition of this book:

Contributors

Susan Barker *The University of Western Australia*
Paula Braun *Munich University of Applied Sciences*
Muhammad Nasir Khan Khattak *University of Sharjah*
Yan Ling Joy Pang *Singapore Institute of Technology*
Catherine Anne Rhodes *University of Cambridge and St
Catharine's College*
Wei-Qin Zhuang *The University of Auckland*

Reviewers

Susan Barker *The University of Western Australia*
Paula Braun *Munich University of Applied Sciences*
Paul Broady *University of Canterbury*
Jianzhong He *National University of Singapore*
Liwon Jiang *The Chinese University of Hong Kong*
Juan Pablo Labrador *Trinity College Dublin*
Rosa Laura Lopez Marques *University of Copenhagen*
Francisco Ramos Morales *Universidad de Sevilla*
Kareem Mosa *University of Sharjah*

Contents

About the Authors 7

Preface 8



CHAPTER 1

The Biotechnology Century and Its Workforce 21

1.1 What Is Biotechnology and What Does It Mean to You? 22

- A Brief History of Biotechnology 22
- The Do-It-Yourself Biotechnology Movement 25
- Biotechnology: A Science of Many Disciplines 26
- Products of Modern Biotechnology 26
- Ethics and Biotechnology 28

1.2 Types of Biotechnology 30

- Microbial Biotechnology 30
- Agricultural Biotechnology 30
- Animal Biotechnology 31
- Forensic Biotechnology 33
- Bioremediation 34
- Aquatic Biotechnology 35
- Medical Biotechnology 35
- Biotechnology Regulations 37
- The Biotechnology “Big Picture” 37


1.3 What Will the New Biotechnology Century Look Like? An Example from Medical Biotechnology 37

- A Scenario in the Future: How Might We Benefit from the Human Genome Project? 38

1.4 The Biotechnology Workforce 40

- The Business of Biotechnology 41
- Top Regions for Biotechnology Jobs 41
- What Is a Biotechnology Company? 42
- Jobs in Biotechnology 44
- Salaries in Biotechnology 46
- Hiring Trends in the Biotechnology Industry 46

Questions & Activities 47



CHAPTER 2

An Introduction to Genes and Genomes 49

2.1 A Review of Cell Structure 50

- Prokaryotic Cells 50
- Eukaryotic Cells 50

2.2 The Molecule of Life 53

- DNA Structure 53
- What Is a Gene? 56

2.3 Chromosome Structure, DNA Replication, and Genomes 56

- Chromosome Structure 56

2.4 RNA and Protein Synthesis 61

- Copying the Code: Transcription 61
- Translating the Code: Protein Synthesis 64

2.5 Regulation of Gene Expression 68

- Transcriptional Regulation of Gene Expression 68
- Noncoding RNAs and Their Roles in Regulating Gene Expression 70
- Bacteria Use Operons to Regulate Gene Expression 71

2.6 Mutations: Causes and Consequences 72


- Types of Mutations 73
- Mutations Are the Basis of Variation in Genomes and a Cause of Human Genetic Diseases 74

2.7 Revealing the Epigenome 76

2.8 Immune Response Mechanism in Prokaryotes Results in Extraordinary New Technology for Editing Genes *In Vitro* and *In Vivo* 77

Questions & Activities 78

Case Study Loss of Circular RNA Impacts miRNA Degradation and Brain Function 79



CHAPTER 3

Recombinant DNA Technology and Genomics 80

3.1 Introduction to Recombinant DNA Technology and DNA Cloning 81

- Restriction Enzymes and Plasmid DNA Vectors 81
- Transformation of Bacterial Cells and Antibiotic Selection of Recombinant Bacteria 86
- Introduction to Human Gene Cloning and Expressing Proteins for Biotechnology Applications 88
- What Makes a Good Vector? 88

3.2 How Do You Identify and Clone a Gene of Interest? 90

- DNA Libraries: Collections of Cloned Genes 91

3.3 Laboratory Techniques and Applications of Recombinant DNA Technology 95

- Agarose Gel Electrophoresis 95
- Restriction Mapping 97
- DNA Sequencing 97
- Next-Generation Sequencing (NGS) 98
- Third-Generation Sequencing Technology 100
- Fluorescence In Situ Hybridization 102
- Southern Blotting 102
- Studying Gene Expression 104
- Analyzing Gene Function 107

3.4 Genomics and Bioinformatics: The Hottest Disciplines in the History of Biotechnology 109

- Whole-Genome Sequencing 109
- Bioinformatics: Merging Molecular Biology with Computing Technology 110
- Examples of Bioinformatics in Action 111
- A Genome Cloning Effort of Epic Proportion: The Human Genome Project 112
- What Have We Learned from the Human Genome? 113
- Accessing Human Genome Information via the Internet 114
- The Human Genome Project Started an “Omics” Revolution 114
- After the HGP: What Is Next? 118

3.5 Systems Biology and Synthetic Biology 120

- Questions & Activities** 123
- Case Study** The PANTHER Database 124



CHAPTER 4
Proteins as Products 125

4.1 Proteins as Biotechnology Products 126

- Biotech Drugs and Other Medical Applications 127
- Bioremediation: Treating Pollution with Proteins 129

4.2 Protein Structures 129

- Structural Arrangement 130
- Protein-Protein Interaction Map Created 131
- Protein Folding 131
- Post-Translational Protein Modifications 131
- Protein Engineering by Directed Molecular Evolution 132

4.3 Protein Production 134

- Protein Expression: Upstream Processing 134
- Protein Purification Methods: Downstream Processing 136

- Verification 142
- Preserving Proteins 143
- Scaling Up Protein Purification 143
- Postpurification Analysis Methods 144

4.4 Proteomics 144

- Questions & Activities** 146
- Case Study** Tau-Tau Protein Interaction in Alzheimer's Disease Study 148



CHAPTER 5
Microbial Biotechnology 150

5.1 The Structure of Microbes 151

- Yeasts Are Important Microbes, Too 152

5.2 Microorganisms as Tools 153

- Microbial Enzymes 153
- Bacterial Transformation 154
- Cloning and Expression Techniques 156

5.3 Using Microbes for a Variety of Everyday Applications 158

- Food Products 158
- Therapeutic Proteins 160
- Using Microbes against Other Microbes 161

5.4 Vaccines 165

- A Primer on Antibodies 166
- Types of Vaccines: How Are Vaccines Made? 168
- Major Targets for Vaccine Development 169

5.5 Microbial Genomics 171

- Why Sequence Microbial Genomes? 171
- Metagenomic Studies Sequence Genomes from Microbial Communities 173
- Viral Genomics 175
- Creating Synthetic Genomes 175

5.6 Microbial Diagnostics 177

- Detecting and Tracking Disease-Causing Microorganisms 177

5.7 Combating Bioterrorism 179

- Microbes as Bioweapons 180
- Targets of Bioterrorism 181
- Using Biotechnology against Bioweapons 181

5.8 Microbes for Making Biofuels 183

- Questions & Activities** 184
- Case Study** Designer Microbes Rely on Synthetic Amino Acids 186



CHAPTER 6

Plant Biotechnology 187

- 6.1 Uses of Biotechnology to Enhance Selective Breeding** 189
 - Marker-Assisted Selection 189
 - Mutation Breeding 189
 - Protoplast Fusion 189
- 6.2 Genetic Engineering of Plants** 190
 - Using *Agrobacterium* to Insert Genes 190
 - The Leaf Fragment Technique 190
 - Gene Guns 191
 - Chloroplast Engineering 191
 - Gene Inactivation Using CRISPR-Cas Technology 192
 - Antisense Technology 193
 - Gene Stacking 194
- 6.3 Practical Applications** 195
 - Protecting Plants from Viruses 195
 - Genetic Pesticides 195
 - Herbicide Resistance 196
 - Enhanced Nutrition 196
 - “Biopharming” 197
 - Engineered Deletion of Gene Promoters Rather Than Genes 198
- 6.4 Health and Environmental Concerns** 198
 - Concerns about Human Health 198
 - Concerns about the Environment 198
 - Regulations 200
- Questions & Activities** 201
- Case Study Can RNA Interference Silence Genes in a Citrus Pest?** 202




CHAPTER 7

Animal Biotechnology 203

- 7.1 Animals in Research** 204
 - Why Use Animals in Research? 204
 - Types of Animals Used in Research 205
 - Regulations in Animal Research 206
 - Alternatives to the Use of Animals 206
 - Regulation of Animal Research 207
 - Veterinary Medicine: Benefits for Humans and Animals 208
- 7.2 Cloning** 208
 - Creating Dolly: A Breakthrough in Cloning 208
 - Limits to Cloning 209
 - Human Organ Development in GM Animals 210

- 7.3 Transgenic Animals** 211
 - Transgenic Techniques 212
 - GM Animals for the Agriculture Industry 212
 - Transgenic Animals as Bioreactors 214
 - Kidney on a Chip Determines Drug Dosing 215
 - Gene Editing Technologies in Animals 216
- 7.4 Producing Human Antibodies in Animals** 216
 - Monoclonal Antibodies 216
- Questions & Activities** 218
- Case Study Using Zebrafish as a Heart Disease Model** 219



CHAPTER 8


DNA Fingerprinting and Forensic Analysis 220

- 8.1 What Is a DNA Fingerprint?** 221
 - How Is DNA Typing Performed? 221
- 8.2 Preparing a DNA Fingerprint** 223
 - Specimen Collection 223
 - Extracting DNA for Analysis 224
 - PCR and STR Analysis 224
 - STR Analysis 225
- 8.3 Putting DNA to Use** 225
 - The Narborough Village Murder Case Led to a New Method of DNA Separation 225
 - How Significant Is Contamination? 226
 - World Events Lead to the Development of New Technologies 227
- 8.4 DNA and the Rules of Evidence** 228
 - DNA Fingerprinting and the Chain of Evidence 229
 - Human Error and Sources of Contamination 229
 - DNA Forensics from “Touch DNA” 230
- 8.5 Familial Relationships and DNA Profiles** 230
 - Mitochondrial DNA Analysis 231
 - Y-Chromosome Analysis 231
- 8.6 Nonhuman DNA Analysis** 232
 - Identifying Plants through DNA 232
 - Protein Analysis May Join DNA Forensics 233
 - Animal DNA Analysis 234
 - Food Fraud—A Recent DNA Forensics Application 234
 - Genetically Modified Organism (GMO) Testing 235
- Questions & Activities** 235
- Case Study Mouse Cell Line Contamination ID Using DNA Forensics** 236



CHAPTER 9
Bioremediation 239

- 9.1 What Is Bioremediation?** 240
 - Why Is Bioremediation Important? 240
- 9.2 Bioremediation Basics** 241
 - What Needs to Be Cleaned Up? 241
 - Chemicals in the Environment 242
 - Fundamentals of Cleanup Reactions 244
 - The Players: Metabolizing Microbes 245
 - Bioremediation Genomics Programs 246
- 9.3 Cleanup Sites and Strategies** 248
 - Soil Cleanup 249
 - Bioremediation of Water 250
- 9.4 Turning Wastes into Energy** 254
- 9.5 Applying Genetically Engineered Strains to Clean Up the Environment** 255
 - Petroleum-Eating Bacteria 255
 - Engineering Microbes to Clean Up Heavy Metals 255
 - Genetically Modified Plants and Phytoremediation 256
 - Biosensors 256
- 9.6 Environmental Disasters: Case Studies in Bioremediation** 257
 - The *Exxon Valdez* Oil Spill 257
 - Oil Fields of Kuwait 259
 - The *Deepwater Horizon* Oil Spill 259
- 9.7 Challenges for Bioremediation** 261
 - Recovering Valuable Metals 262
 - Bioremediation of Radioactive Wastes 262
 - Degrading Macro- and Microplastics in the Environment 263
- Questions & Activities** 264
- Case Study** Turning Outhouses into Light-houses? 266



CHAPTER 10
Aquatic Biotechnology 267

- 10.1 Introduction to Aquatic Biotechnology** 268
- 10.2 Aquaculture: Increasing the World's Food Supply through Biotechnology** 268
 - The Economics of Aquaculture 269
 - Fish-Farming Practices 271

- Improving Strains for Aquaculture 274
- Enhancing the Quality and Safety of Seafood 274
- Barriers and Limitations to Aquaculture 275

- 10.3 Genetic Technologies and Aquatic Organisms** 277
 - Analysis of Novel Genes from Aquatic Species 277
 - Genetic Manipulations of Finfish and Shellfish 282
- 10.4 Medical Applications of Aquatic Biotechnology** 286
 - Bioprospecting to Isolate Medicines from the Sea 287
- 10.5 Nonmedical Products** 290
 - A Potpourri of Products 290
 - Aquatic Biomass and Bioprocessing Applications 291
- 10.6 Environmental Applications of Aquatic Biotechnology** 291
 - Antifouling Agents 292
 - Biosensors 292
 - Environmental Remediation 293
- Questions & Activities** 294
- Case Study** Massive Fish Escape Jeopardizes New Salmon Farm 296



CHAPTER 11
Medical Biotechnology 297

- 11.1 Animal Models of Human Disease** 298
- 11.2 Detecting and Diagnosing Human Disease Conditions** 299
 - Biomarkers for Disease Detection 299
 - The Human Genome Project Revealed Disease Genes on All Human Chromosomes 300
 - Genetic Testing: Detecting Chromosomal Abnormalities and Defective Genes 300
- 11.3 Sequence Analysis of Individual Genomes** 306
 - Whole-Exome Sequencing 307
 - Genomic Analysis of Single Cells by DNA and RNA Sequencing 308
 - Genome-Wide Association Studies Identify Genome Variations in Populations 308
- 11.4 Precision Medicine and Biotechnology** 310
 - What Is the Precision Medicine Initiative? 310
 - Harnessing the Immune System for Treating Disease: Antibodies and Immunotherapy 314

11.5 Gene Therapy 319
 How Is It Done? 319
 Genome Editing Approaches for Gene Therapy 323
 Curing Genetic Diseases: Targets for Gene Therapy 326
 Challenges Facing Gene Therapy 328
 Future Challenges to Address 328

11.6 The Potential of Regenerative Medicine 329
 Cell and Tissue Transplantation 329
 Tissue Engineering 332
 Stem Cells 333
 Cloning 340
 Therapeutic Cloning and Reproductive Cloning 341
 Regulations Governing Embryonic Stem Cell and Therapeutic Cloning in the United States 343

Questions & Activities 345

Case Study Personal Genomics Helps Elizabeth Davis Walk Again 347



CHAPTER 12
International Biotechnology Regulations 348

12.1 Overview of International Regulations 350

12.2 Protection of Human, Animal, and Plant Health 352
 Biotechnology for Disease Control, Surveillance, and Response 352
 Safe Handling, Transfer, and Use of Biological Materials 352
 Food Safety 353

12.3 Biodiversity Conservation and the Cartagena Protocol on Biosafety 354

12.4 Management of Genetic Resources 354
 State Sovereign Rights 355
 The Nagoya Protocol 355
 International Treaty on Plant Genetic Resources for Food and Agriculture 355
 The Pandemic Influenza Preparedness Framework 356

12.5 Trade and Intellectual Property Rights 356
 Trade in Biotechnology Products 356
 Intellectual Property Rights 357
 Plant Variety Rights 358

12.6 Human Rights 358

12.7 Preventing the Hostile Use of Biotechnology 359

12.8 Role of Scientists in the Development of International Regulations 360

Questions & Activities 360

Case Study How Should the Safe Transport of Infectious Substances Be Ensured? 362



CHAPTER 13
Ethics and Biotechnology 363

13.1 What Is Ethics? 364
 Approaches to Ethical Decision Making 365
 Ethical Exercise Warm-Up 366

13.2 Examples of Ethics and Biotechnology 367
 Cells and Products 367
 GM Crops: Are You What You Eat? 368
 Animal Husbandry or Animal Tinkering? 371
 Synthetic Genomes and Synthetic Biology 372
 Drug Trials with Human Patients 372
 What Does It Mean to Be Human? 373
 Spare Embryos for Research versus Creating Embryos for Research 375
 Should Humans and Other Animals Be Cloned for Any Reason? 376
 Mitochondrial Replacement Therapy 377
 Patient Rights and Biological Materials 378
 Genetic Information and Genetic Privacy 378
 More or Less Human? 380
 Genome Editing and Germline Gene Modifications 380

13.3 Economics, the Role of Science, and Communication 381

Questions & Activities 384

Case Study The GTEx Project, Cadavers, and Family Rights 385

Appendix 1: Answers to Questions & Activities A-1
Appendix 2: The 20 Amino Acids of Proteins A-13
Credits C-1
Glossary G-1
Index I-1

This page intentionally left blank

CHAPTER ONE

The Biotechnology Century and Its Workforce



As you will learn in this chapter, the biotechnology industry presents a wide range of exciting career opportunities for students from research scientist positions in the lab or the field to positions in sales, marketing, communications and other disciplines.

After completing this chapter, you should be able to:

- Define biotechnology and describe the many scientific disciplines that contribute to biotechnology.
- Provide examples of historic and current applications of biotechnology.
- Appreciate the range of different topics that constitute modern biotechnology and how these influence everyday life.
- Discuss how medical diagnosis is changing as a result of biotechnology and provide examples of how genome data are being used to diagnose and treat human disease conditions.
- Give an example of a new plant biotechnology crop that reached the market recently and have a basic understanding of the controversies associated with genetically modified organisms.
- Understand the basics of how a biotechnology company is started, funded, and valued, and describe the organizational structure of a typical biotech company.
- Describe career opportunities and options in biotechnology and ways to explore them.

Can you imagine a world free of diseases, where food is abundant for everyone and the environment is free of pollution? These scenarios are exactly what many people in the biotechnology industry envision as they dedicate their lives to this exciting science. This chapter was designed to provide you with a basic introduction to the incredible range of biotechnology topics that you will read about in this book. As you will see, biotechnology is a multidisciplinary science with great potential for future discoveries and many powerful applications and products.

In this chapter, we present a brief introduction and overview of many topics that we discuss in greater detail throughout the book. We begin by defining biotechnology and outlining scientific disciplines that contribute to this incredible field. We highlight both historic and modern applications and describe the different types of biotechnology that you will study in this book. At the end of the chapter, we discuss aspects of the biotechnology workforce and skills required to work in the industry.

FORECASTING THE FUTURE

The discovery and creation of new medicines is expensive and difficult. In the past 40 years, thousands of small biotech companies have attempted to prove that they can do this better and less expensively than traditional pharmaceutical companies. Today, biotech companies generate global revenues of \$163 billion. This makes up about 20 percent of the revenues generated by the pharmaceutical market. The current annual growth rate of biotech companies is more than 8 percent, which is double that of conventional pharmaceutical companies. It is likely that this rate of growth will continue in the foreseeable future. This means biotechnology companies, and the approaches they use to develop drugs, will continue to appeal to researchers and investors.

1.1 What Is Biotechnology and What Does It Mean to You?

Have you ever eaten a nonbruising apple or potato, been treated with a monoclonal antibody, received tissue grown from embryonic stem cells, or seen a “knockout” mouse? Have you ever eaten a corn chip, sour cream, yogurt, or cheese; had a flu shot; known a person with diabetes who requires injections of insulin; taken a home pregnancy test; used an antibiotic to treat a bacterial infection; sipped a glass of wine or milk; or made bread (**Figure 1.1**)? Although you may

not have experienced any of the scenarios on the first list, at least one of the items on the second list must be familiar to you. If so, you have experienced the benefits of biotechnology firsthand.

Biotechnology is broadly defined as the science of using living organisms, or the products of living organisms, for human benefit (or to benefit human surroundings)—that is, to make a product or solve a problem. Remember this definition. As you learn more about biotechnology, we will expand and refine this definition with historical examples and modern applications from everyday life and look ahead to the future of biotechnology.

You would be correct in thinking that biotechnology is a relatively new discipline that is only recently getting more attention; however, it may surprise you to know that biotechnology involves several ancient practices. As we discuss in the next section, old and new approaches to biotechnology make this field one of the most rapidly changing and exciting areas of science. It affects our everyday lives and will become even more important during this century—what some have called the “century of biotechnology.”

A Brief History of Biotechnology

If you asked your friends and family to define biotechnology, their answers might surprise you. They may have no idea what biotechnology is. Perhaps they might speculate that biotechnology involves serious-looking scientists in white lab coats secretly carrying out sophisticated “cloning” experiments in expensive laboratories. When pressed for details, however, your friends probably will not be able to tell you how these “experiments” are done, what information is gained from such work, and how this knowledge can or cannot be used. Although DNA cloning, the genetic manipulation of organisms, and even cloning entire organisms are exciting modern-day techniques, biotechnology is not a new science. In fact, many applications represent old practices with new methodologies. Humans have been using other biological organisms for their benefit in many processes for several thousand years. Historical accounts have shown that the Chinese, Greeks, Romans, Babylonians, and Egyptians, among many others, have been involved in biotechnology since about 2000 B.C.

Biotechnology does not mean hunting and gathering animals and plants for food; however, the domestication of animals such as sheep and cattle for use as livestock is a classic example of biotechnology. Our early ancestors also took advantage of **microorganisms** and used **fermentation** to make breads, cheeses, yogurts, and alcoholic beverages such as beer and



FIGURE 1.1 Examples of Biotechnology are in Your Home (a) Kitchen biotechnology includes breads, cheeses, yogurts, and many other foods and drinks. These are common basic examples of biotechnology. (b) A much more sophisticated and less common example includes smartphones that monitor vital signs and blood chemistry such as blood sugar levels. Shown here is a smartphone and glucose meter application that can detect blood glucose levels in a test strip.

wine. These practices continue today. During fermentation, some strains of yeast decompose sugars to derive energy, and in the process they produce ethanol (alcohol) as a waste product. When bread dough is being made, yeast such as *Saccharomyces cerevisiae* (commonly called baker's yeast) is added to make the dough rise. This occurs because during fermentation yeast release carbon dioxide, which causes the dough to rise and creates holes in the bread. Alcohol produced by the yeast evaporates when the bread is cooked. If you make bread or pizza dough at home, you have probably added store-bought *S. cerevisiae* from an envelope or jar to your dough mix.

For thousands of years, humans have used selective breeding as a biotechnology application to improve production of crops and livestock used for food purposes. In **selective breeding**, organisms with desirable features are purposely mated to produce offspring with the same desirable characteristics. For example, cross-breeding plants that produce the largest, sweetest, and most tender ears of corn is a good way for farmers to maximize their land to produce the most desirable crops (**Figure 1.2a**).

Similar breeding techniques are used with farm animals, including turkeys (to breed birds producing the largest and most tender breast meat), cows,

chickens, and pigs. Other examples include breeding wild species of plants, such as lettuces, strawberries, cabbage, and bananas, over many generations to produce modern plants that are cultivated for human consumption. Many of these approaches are really genetic applications of biotechnology. Without expensive labs, sophisticated equipment, PhD-trained scientists, and well-planned experiments, humans have been manipulating genetics for hundreds of years.

By selecting plants and animals with desirable characteristics, humans are choosing organisms with useful genes and taking advantage of their genetic potential for human benefit. As you will learn, zebrafish are important experimental **model organisms** (Figure 1.2b). Scientists at the Children’s Hospital of Boston produced a transparent zebrafish named Casper. Casper was created by mating a zebrafish mutant that lacked reflective pigment with a zebrafish that lacked black pigment. Casper has also proven important for drug testing and *in vivo* (in the living organism) studies of stem cells and cancer. For example, to study how cancer cells spread, or **metastasize**, scientists injected fluorescent tumor cells into the fish’s abdominal cavity and were able to track the migration of those cells to specific locations in the body.

One of the most commonly known applications of biotechnology is the use of **antibiotics**, substances produced by microorganisms that will inhibit the growth of other microorganisms. In the 1940s, penicillin became widely available for medicinal use to treat bacterial infections in humans. In the 1950s and 1960s, advances in biochemistry and cell biology made it possible to purify large amounts of antibiotics from many different strains of bacteria. **Batch (large-scale) processes**—in which scientists can grow bacteria and other cells in large amounts and harvest useful products in large batches—were developed to isolate commercially important molecules from microorganisms (explained further in Chapters 4 and 5).

Since the 1960s, rapid development of our understanding of genetics and molecular biology has led to exciting innovations and applications in biotechnology. As scientists unravelled the secrets of DNA structure and function, different laboratory technologies led to **gene cloning**, the ability to identify and reproduce a gene of interest, and **genetic engineering**, manipulating the DNA of an organism. Through genetic engineering, scientists are able to combine DNA from different sources. This process, called **recombinant DNA (rDNA) technology**, is used to produce hundreds of recombinant proteins of medical importance, including insulin, human growth hormone, and blood-clotting factors. From its inception, rDNA technology has dominated many areas of biotechnology and, as you will soon learn, many credit rDNA technology with starting modern

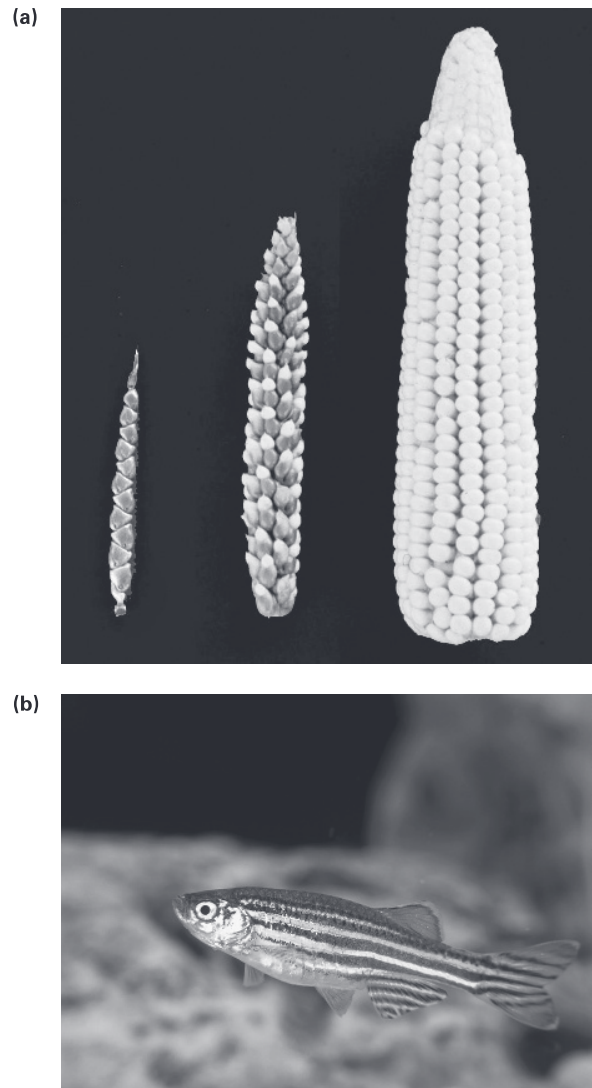


FIGURE 1.2 Selective Breeding Is an Old Example of Biotechnology That Is Still Common Today (a) Corn grown by selective breeding. From left to right is teosinte (*Zea canina*), selectively bred hybrids, and modern corn (*Zea mays*). (b) Zebrafish (*Danio rerio*).

biotechnology as an industry. You will learn that rDNA technology has led to hundreds of applications, including the development of disease-resistant plants, food crops that produce greater yields, crops engineered to be more nutritious, and genetically engineered bacteria capable of degrading environmental pollutants.

Gene cloning and rDNA technology have had a tremendous impact on human health through the identification of thousands of genes involved in human genetic diseases. Initiated in 1990 and completed in 2003, the **Human Genome Project** was the ultimate cloning project, and an international research effort with goals to identify and sequence all genes contained

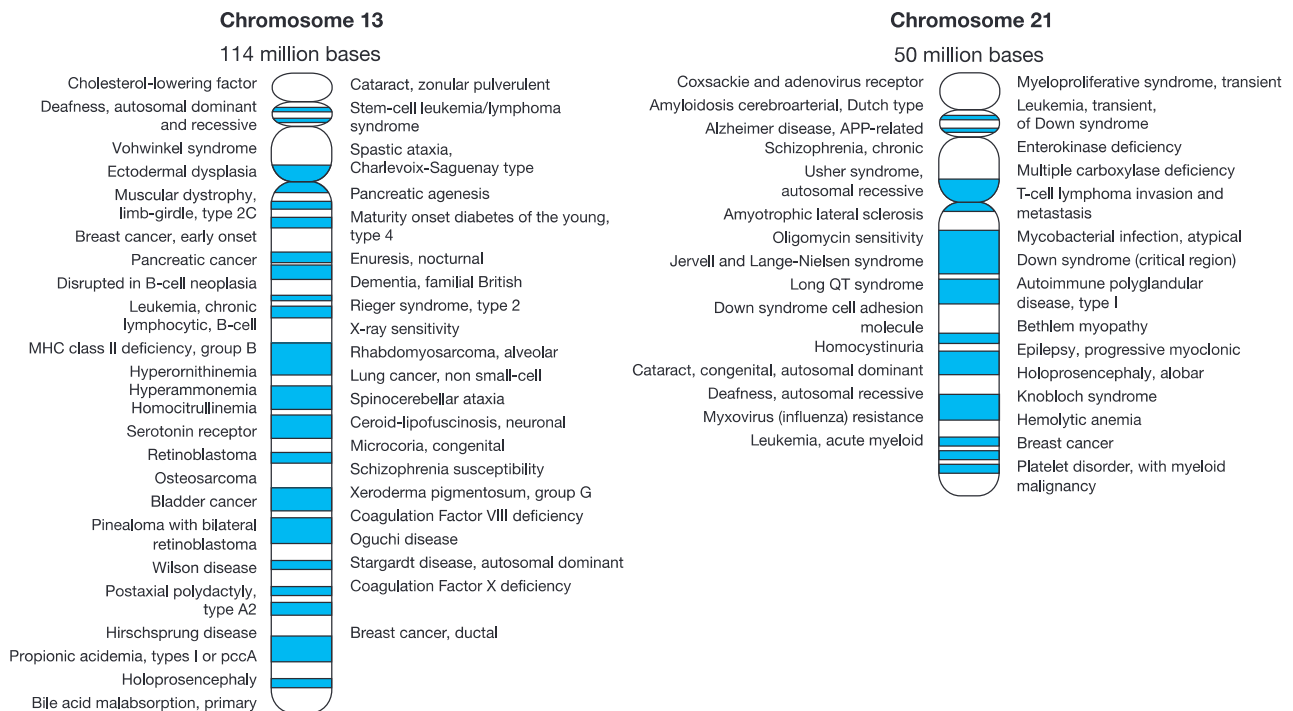


FIGURE 1.3 Gene Maps of Chromosomes 13 and 21 The Human Genome Project has led to the identification of nearly all human genes and has mapped their location on each chromosome. The maps of chromosomes 13 and 21 shown here display partial lists of genes known to be involved in human genetic diseases. Identifying such genes is an important first step toward developing treatments for many genetic diseases.

in the DNA of human cells (the **genome**) and to map gene locations to each of the 24 human chromosomes (chromosomes 1 to 22 and the X and Y chromosomes). The Human Genome Project has revealed the chromosomal location and sequence of every human gene, from genes that control normal cellular processes and determine characteristics such as hair color, eye color, height, and weight to the myriad of genes that cause human genetic diseases (Figure 1.3).

As you will learn, human genome data are now free and readily available in public databases. The Human Genome Project has significantly advanced the development of new diagnostic tools for detecting genetic diseases and molecular approaches for treating and curing human genetic diseases. As a result, new knowledge about human genetics is having, and will have, tremendous and wide-ranging effects on basic science and medicine now and in the near future.

The Human Genome Project ushered in an exciting new era of research in molecular biology and genetics known as **genomics** (the study of genomes), including the development of extraordinary new techniques for sequencing DNA. These techniques have made it possible to sequence the genomes of virtually any species and have resulted in the ability to sequence individual

human genomes for a variety of reasons, from analyzing genetic ancestry to genetic testing and disease diagnosis. You will learn about creating **artificial** or **synthetic genomes** and the plans scientists have for these genomes. In addition, new approaches for **genome editing**, based on an exciting technology called **CRISPR-Cas**, is making it possible to correct genetic diseases and create novel genetic modification of genomes in many species—including humans. Throughout the book we extensively discuss these topics.

The Do-It-Yourself Biotechnology Movement

A movement under way called **do-it-yourself (DIY) biotechnology** moves biotechnology and related applications away from traditional research environments such as universities or established companies. The DIY movement encompasses individuals with many different backgrounds—from new doctoral students, to kitchen biologists with little formal training, to amateurs with an interest in tinkering, to entrepreneurs. Some have referred to DIY participants as “biohackers.”

What DIY enthusiasts share in common is that more than 90 percent work in communal space, not garages

or basements; they are mostly under 45 years old; and about 20 percent have earned a doctorate. DIY folks are not necessarily rogue, inexperienced amateurs.

DIY biotech is working much the way Apple cofounders Steve Jobs and Steve Wozniak did when they built their first circuit boards at home in their bedrooms and garages. Inexpensive instruments for amplifying DNA and diagnostic devices for detecting malaria have resulted from DIY biotechnology. However, whether any DIY discoveries will result that will have anywhere close to the impact of Apple on technology remains to be seen.

Some of the methods they are using are fairly routine now. For example, in most parts of the world you could do basic gene-cloning experiments in your kitchen. Not exactly DIY, but about 4 years ago a group of undergraduate students in a genome course at Johns Hopkins University announced they had made a synthetic version of yeast chromosome 3 incorporating only essential elements of the genome. We mention this as an example of how students with relatively little training can do this work.

DIY participants often seek crowdsource funding via online fundraising campaigns, rent space, seek equipment donations, or share lab space with others. Concern has been raised about DIY scientists working in unregulated ways and what may result from their “research.” For instance, German authorities discovered pathogenic antibiotic-resistant bacteria in a CRISPR kit sent from California. The kit contained common gut microbes. German regulators declared the environmental risk of modifying these drug-resistant bacteria as insignificant but banned all such imports from the company Odin except to certified high-safety laboratories that have some governmental oversight.

Right now because there is no government funding for DIY biotechnology, participants can largely do whatever they want in an unregulated environment as long as their work is not illegal.

Biotechnology: A Science of Many Disciplines

One of the many challenges you will encounter as you study biotechnology will be piecing together complex information from different scientific disciplines. It is impossible to talk about biotechnology without considering important contributions of biology, chemistry, mathematics, computer science, and engineering, in addition to fields such as philosophy, ethics, and economics. Biotechnology is an expansive, *interdisciplinary* field. Later in this chapter, we consider how biotechnology provides a wealth of employment opportunities for people who have been trained in diverse fields.

Figure 1.4 provides a diagrammatic view of the many disciplines that contribute to biotechnology. Notice that the “roots” are primarily formed by work in the **basic sciences**—research into fundamental processes of living organisms at the biochemical, molecular, and genetic levels. Basic science research, with the help of other disciplines, can lead to genetic engineering approaches that form the core or trunk of many, but not all, biotechnology applications. At the top of the tree, biotechnology applications create products or processes to help humans or our living environment. Many future processes have yet to be developed and await the intuitive participation of people working in biotechnology today.

A simplified example of the interdisciplinary nature of biotechnology can be summarized as follows. At the basic science level, scientists conducting research in microbiology at a college, university, government agency, or public or private company may discover a gene or gene product in bacteria that shows promise as an agent for treating a disease condition. Typically, biochemical, molecular, and genetic techniques would be used to determine the role of this gene. This process also involves using computer science in sophisticated ways to study the sequence of a gene and analyze the structure of the protein produced by the gene, an example of a field called **bioinformatics**.

Once basic research has arrived at a detailed understanding of this gene, the gene may then be used in a variety of ways, including drug development, agricultural biotechnology, and environmental and aquatic applications (Figure 1.4). The many applications of biotechnology will become much clearer as we cover each area. At this point keep in mind the important concept that biotechnology is a science that requires skills from many disciplines.

Products of Modern Biotechnology

Throughout the book, we consider many cutting-edge and innovative products and applications of biotechnology. We look not only at products for human use but also at biotechnology applications of microbiology, marine biology, and plant biology, among other disciplines. Sixty-five percent of biotechnology companies in the United States and 50 percent of the Australian and German biotech companies focus on producing medicines for the treatment of human health conditions. Many of these medicines are **recombinant proteins** named because they are produced by gene-cloning/recombinant DNA techniques. For example, the majority of these proteins are produced from human genes inserted into bacteria to make the recombinant proteins used to treat human disease conditions. In 1982, the California biotechnology company Genentech, widely regarded as the world’s first biotech company, received approval for recombinant

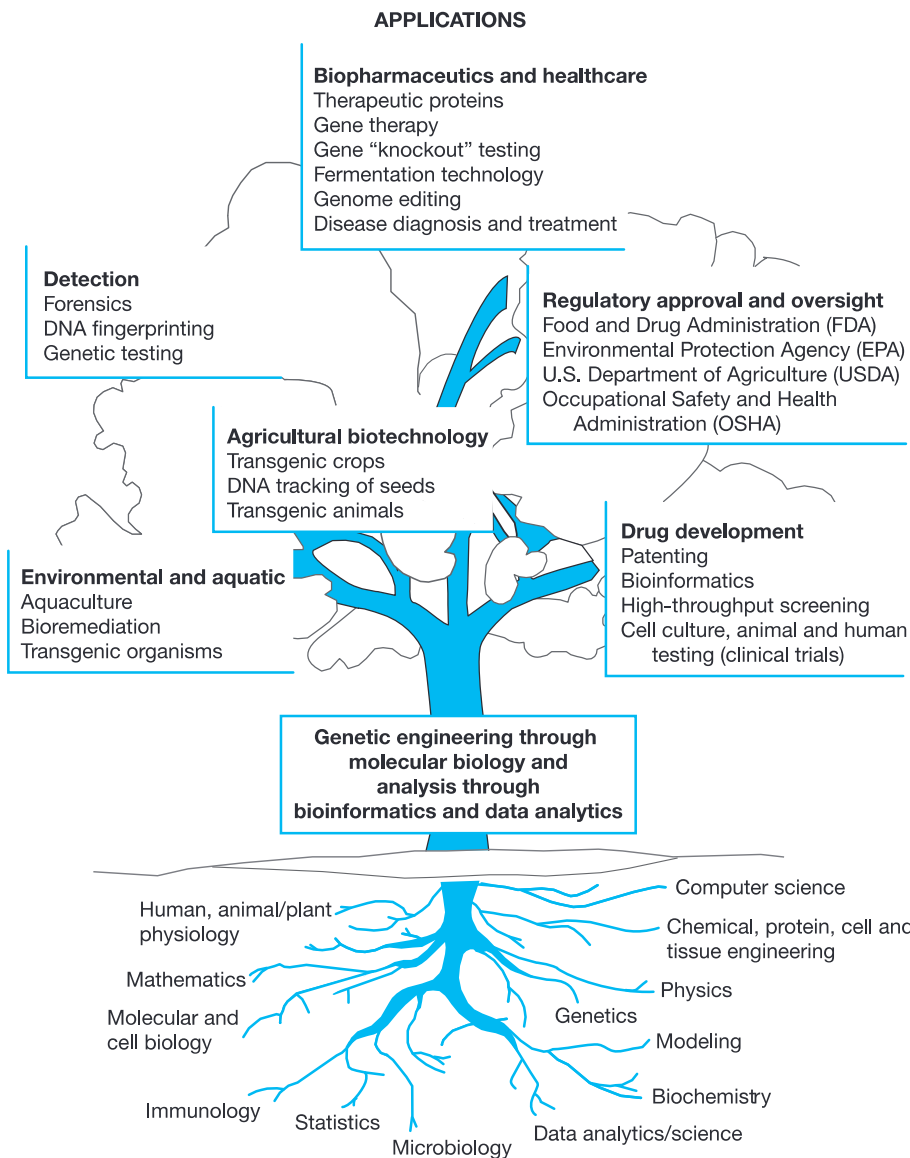


FIGURE 1.4 The Biotechnology Tree: Different Disciplines Contribute to Biotechnology The basic sciences are the foundation or “roots” of all aspects of biotechnology. The central focus or “trunk” for most biotechnological applications is genetic engineering. Branches of the tree represent different organisms, technologies, and applications that “stem” from genetic engineering and bioinformatics, central aspects of most biotechnological approaches. Regulation of biotechnology occurs through the FDA and EPA in the United States and the FAO, WHO, and OIE internationally (see Chapter 12).

insulin, used for the treatment of diabetes, as the first biotechnology product for human benefit (Figure 1.5). There are now several hundred drugs, vaccines, and diagnostics on the market, with more than 350 biotechnology medicines in development, targeting over 200 diseases.

Drug development by the biotechnology industry is focused on combating major diseases that affect humans, and over half of the new drugs in the development “pipeline” are designed to treat cancer. This focus of the industry is usually evident when reviewing types of new biotech drugs approved in the United States. For example, 2017 was a banner year for new biotech drug approvals with 46 novel drugs approved in the United States second only to 1996 when 53 biotech drugs were approved (Figure 1.6). As shown in Figure 1.6, cancer drugs received the most approvals. In comparison, 31

new drugs were approved in Germany in 2017. Approximately one-third of these were cancer drugs. Nine new cancer drugs received approval in Canada and 8 in Japan in the same year.

Table 1.1 provides a brief list of some of the top-selling biotechnology drugs and the companies that developed them. Diagnosis and/or treatment of a variety of human diseases and disorders—including acquired immunodeficiency syndrome (AIDS), stroke, diabetes, and cancer—make up the bulk of biotechnology products on the market. Many of the most widely used products of biotechnology are recombinant proteins (Table 1.2).

If Figure 1.6 and Tables 1.1 and 1.2 have not provided you with convincing examples of the importance of biotechnology for human health, consider that genes are being introduced increasingly into

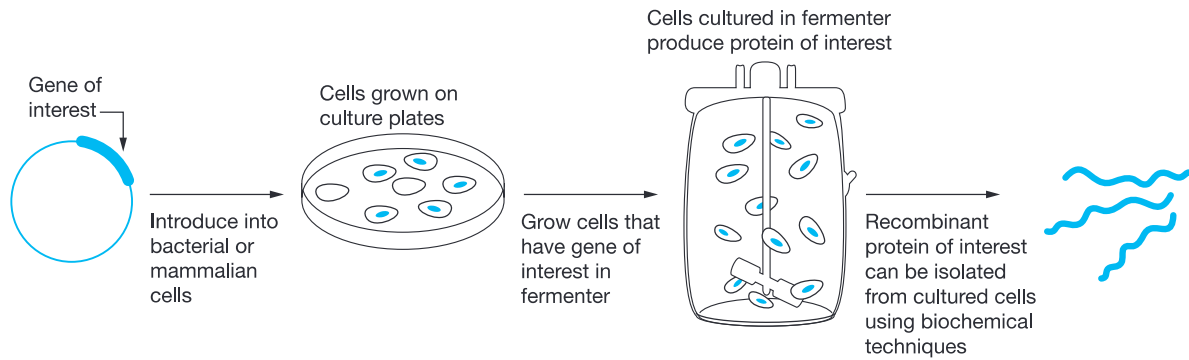


FIGURE 1.5 Using Genetically Modified Cultured Cells to Make a Protein of Interest Genes of interest can be introduced into bacterial or mammalian cells. Such cells can be grown using cell culture techniques. Recombinant proteins isolated from these cells are used in hundreds of different biotechnology applications. In this example, mammalian cells are shown, but this process is also commonly carried out using bacteria. The photograph shows a vial of human insulin produced by recombinant DNA technology.

human cells as **gene therapy** approaches are employed in attempts to treat and cure human disease conditions. Gene therapy involves delivering genes to treat or cure a genetic disorder. Genetics and tissue

engineering may lead to the ability to grow organs for transplantation that would only rarely be rejected by their recipients. New biotechnology products from marine organisms are being used to treat cancers, strokes, and arthritis. There is no question that advances in modern medicine, driven by new knowledge from the Human Genome Project and biotechnology applications, will result in healthier lives and potentially increase the human life span.

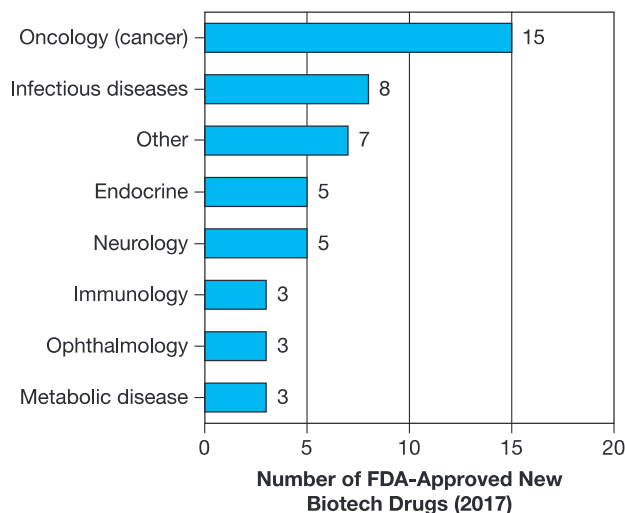


FIGURE 1.6 Investigational Biotechnology Drugs by Disease Category The production of drugs to combat cancer dominates the biotechnology industry’s interest in treating human disease, with oncology-related research and treatment of infectious diseases such as the flu at the top of this list.

Ethics and Biotechnology

Just as in any other type of technology, the powerful applications and potential promise of biotechnology, including DIY experiments, raise many ethical concerns, and it should be no surprise to you that not everyone is a fan of biotechnology. A wide range of ethical, legal, and social implications of biotechnology inspire great debate and discussion among scientists, clergy, politicians, lawyers, and the general public (Figure 1.7). Throughout this book, we present ethical, legal, and social issues for you to consider.

Increasingly, you will be faced with ethical issues of biotechnology that may influence you directly. For instance, organism cloning in mammals such as sheep, cows, and monkeys has led some to suggest that human cloning should be permitted. How do you feel

TABLE 1.1

*2016—Top 10 Biotechnology Drugs (Each with Worldwide Sales over \$5 Billion)

Drug Name	Developer	Drug Type	Function (Treatment of Human Disease Conditions)
Humira	AbbVie	Antibody (monoclonal)	Rheumatoid arthritis, Crohn's disease, Ulcerative colitis
Harvoni	Gilead Sciences	Small molecule	Hepatitis C
Rituxan	Roche	Antibody (monoclonal)	Non-Hodgkin's lymphoma
Revlimid	Celgene	Small molecule	Multiple myeloma
Avastin	Roche	Antibody (monoclonal)	Colorectal cancer; breast cancer; non-small cell lung cancer; ovarian, brain, and cervical cancer
Herceptin	Roche	Antibody (monoclonal)	Breast cancer, gastric cancer
Enbrel	Amgen	Recombinant protein	Rheumatoid arthritis, psoriasis
Prevnar 13	Pfizer	Vaccine	Pneumococcal (<i>Streptococcus Pneumoniae</i>) antibacterial vaccine
Lantus	Sanofi	Peptide	Diabetes mellitus types I and II
Neulasta	Amgen	Recombinant protein	Anemia (neutropenia/leukopenia)

*Data based on the most recent source available at the time of publication: Morrison C, Lähteenmäki R. Public biotech in 2016—the numbers. *Nat Biotechnol.* 2017;35:623–629.

about this? If, in the future, you and your spouse were unable to have children by any other means, would you want the opportunity to create a baby by cloning a replica of yourself? As another example, the potential for genome editing to create embryos with desired genetic characteristics has raised many ethically challenging questions.

If you choose to work in biotechnology, you will need to develop team working skills that allow for differences in opinion on many ethical issues, necessitating an

understanding of the basis for the arguments supported by some of your colleagues. Look for the You Decide boxes in each chapter, in which we present scenarios or ethical dilemmas for you to consider. Realize that there are pros and cons and controversial issues associated with almost every application in biotechnology. Our goal is not to tell you *what* to think but to empower you with knowledge, and a framework for approaching ethical issues, that you can use to make your own decisions.

TABLE 1.2

Examples of Recombinant Proteins Manufactured from Cloned Genes

Product	Application
Blood Factor VIII (clotting factor)	Treat hemophilia
Epidermal growth factor	Stimulate antibody production in patients with immune system disorders
Growth hormone	Correct pituitary deficiencies and short stature in humans; other forms are used in cows to increase milk production
Insulin	Treat diabetes
Interferons	Treat cancer and viral infections
Interleukins	Treat cancer and stimulate antibody production
Monoclonal antibodies	Diagnose and treat a variety of diseases including arthritis and cancer
Tissue plasminogen activator	Treat heart attacks and stroke